

Table Collection

*Hospitality
Dining, Bar, and Lounge
Health and Elder Care
Education*

SOFTTOUCHFURNITURE.COM | 1.877.747.7638



Contents

- Laminates**..... 4
 - Laminate Edge Styles 6
- Solid Wood**..... 7
 - Wood Species 8
 - Stain Options 8
 - Standard Stain Colors 8
 - Wood Edge Styles 9
 - Manufacturing Styles 9
 - Multi-Species 10
 - Distressing 10
- Specialty Tables** 11
 - Live-Edge Tables 16
 - Drop-Leaf Tables 18
 - Technology 19
- Metal Fabrication and Powder Coating**..... 20
 - Laser Engraving 20
- Table Heights**..... 21
- Seating Capacity** 21



SOFT TOUCH FURNITURE


WE ARE THE MANUFACTURER

WHAT MAKES US DIFFERENT

Soft Touch Furniture is an industry leader in durable, high quality commercial furniture and has an excellent reputation for affordable, custom-made products, and excellent customer service.

We know that your project demands special attention. When you partner with Soft Touch Furniture, you receive expert knowledge, personal attention, and competitive pricing—a combination that sets us apart in the commercial furniture manufacturing industry. We are proud of our superior attention to detail and outstanding craftsmanship.

Our team of professionals, from designers to builders to installers, ensures each piece is produced to your exact specifications. From a single piece to a complete furniture package, we are your one-stop source for premium custom furniture at very competitive prices.





If You Can Dream It... We Can Build It



Soft Touch Furniture

1560 South State Street
Girard, Ohio 44420 U.S.A.

1.877.747.7638

softtouchfurniture.com

info@softtouchfurniture.com



Product warranty is one year under normal use and maintenance from warehouse to delivery point.

All designs and specifications are subject to change without prior notice. Any item or material may be discontinued without prior notice. All weights and dimensions are approximate.

Limits of Liability: The extent of Soft Touch Wood, LLC's, liability is limited to the purchase price of the product sold. In no event shall Soft Touch Wood, LLC, be liable for injury, loss, or damage, whether direct, consequential, or incidental, to persons or property arising out of the purchaser's use or of any inability to use said products.

See Terms and Conditions for additional information.




MADE IN THE U.S.A.

We bring your vision to life.

At Soft Touch Furniture, we pride ourselves on making high-quality tables that are thoughtfully engineered to be stable, easy to clean, low-maintenance, and beautiful.

We offer tables in just about every size, shape, material, and style. Rustic or modern, wood or laminate—the possibilities are endless. Whatever table you can envision, we can build. It's that simple.





21-Ply Exposed Edge, #42000 PWE



Bullnose, #1000 WEBN



PVC Edge, #32000 PV



Laminate Edge Styles

We have it all: Durable and stain-resistant wood grain, solid, and patterned laminates.

All of our laminate and solid wood tops are created with 45-pound particleboard substrates with .020-inch balancing backing sheets. Custom tabletop shapes and sizes are available.

Choose from a multitude of edge profiles, colors, and sizes to get just the right look for your tabletops.



Vinyl Bullnose Edge, #37000 VBN

Fluted Aluminum T-Mold #36000 AE

Square 2" Drop Edge #35000 DE

Laminate

Formica, Wilsonart, Nevamar, Pionite, and other specialty laminates are available.

Wood Edge

Wood-edge tops have a durable laminate or veneer surface with a beautiful natural wood edge. Available species: Oak, ash, maple, walnut, beech, and mahogany; others on request.

Metal Edge

Metal-edge tabletops feature a durable laminate surface with an aluminum edge. Available edge styles: Polished fluted, polished smooth, satin fluted, and satin smooth.

PVC Edge

PVC-edge tabletops feature a durable laminate surface with a polyvinyl edge.

Padded

Padded tabletops are designed for use with cloth table linens and help reduce the clatter of china and silverware.

T-Mold (37000 Series)

These tops have a durable laminate surface with a solid vinyl edge. Available edge colors:



Black

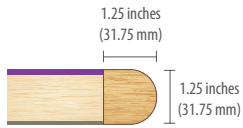


Brown

Finishes are printed as accurately as possible. Actual colors may vary. Samples are available on request.

Other colors available upon request

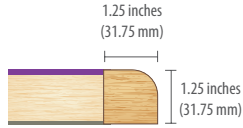
Laminate Edge Styles



Bullnose

#1000 WEBN

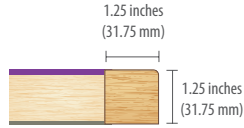
Mitered eased corners
Inlay laminate



Half Bullnose

#3000 WHBN

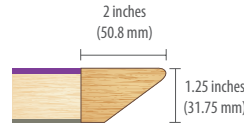
Mitered eased corners
Inlay laminate



1/4" Radius Edge

#4000 WE

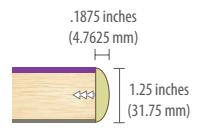
Mitered eased corners
Inlay laminate



Inverted Knife Edge

#22000 WEKE

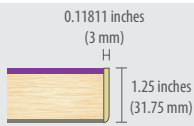
Mitered eased corners
Inlay laminate



Solid Vinyl Bullnose Edge

#37000 VBN

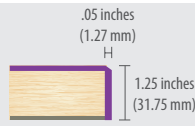
Solid vinyl bullnose edge
Inlay laminate
3" Radius corners
Many colors available



3mm PVC Edge

#32000 PV

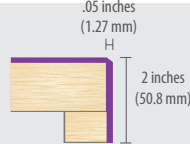
Square or round corners
Limited colors available



Square Corner Self Edge

#33000 FE

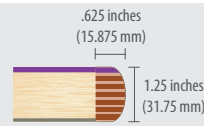
Square corners
Laminate self edge



Square 2" Drop Edge

#35000 DE

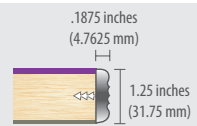
Square corners with 2" drop edge
Laminate self edge



21-Ply Exposed Edge

#42000 PWE

Nosed edge
Mitered corners
Overlay laminate



Fluted Aluminum T-Mold

#36000 AE

Anodized aluminum T-mold edge
Inlay laminate
3" Radius corners, polished/satin fluted



1/4" Radius Edge, #4000 WE



21-Ply Inverted Knife Edge, #22000 WEKE

Solid Wood

Our woods have a smooth satin finish and a warm feel. Their durable surface enables them to be used in any commercial environment.

All of our wood is certified by the Forest Stewardship Council® (FSC). The FSC promotes environmentally sound, socially beneficial, and economically prosperous management of the world's forests.




Mixed-species tables

Wood Species


(Shown in natural finish)




Maple




Ash




Wormy Maple




Pine




Walnut



Oak



Cherry




Mahogany


Stain Options

Soft Touch Furniture's in-house experts can produce the exact color of stain you want. We can work from almost anything—laminates names, laminate numbers, or a sample piece. Once we match your color, we will send you an actual sample before production. Only after you approve the color will we put your order into production.


Standard Stain Colors



Wood Edge Styles



Square




Full Bullnose




Hewn




Eased



Ogee



Reverse Knife Edge




Bevel



Waterfall



Half Bullnose



Fluted (3 flutes on 1 1/4" thick)

Manufacturing Styles

Solid wood tabletops can be manufactured in several different ways. Our premium wood tables are constructed of **planks** running the full length—the longest dimension—of the table, typically with random widths up to 3 1/2".

We also offer a **butcher-block** style with planks of even widths, typically 1", 1 3/4", or a custom size.



Plank



Butcher Block

Cleats

Tabletops larger than 32" are made with flattener cleats that are screwed to the underside of the top to add support and impede warping. The cleats are intended to show.



Other Options

Thickness: 1 1/2", 1 3/4", and 2" standard; others available

Radius corners: Two for wall-positioned or wall-mounted tabletops, four for freestanding tabletops; 3" radius is standard

Corner cuts: Any size

Stain: Standard and custom colors available



Distressed Multi-Species Table Top



Plank Style Tabletop

Distressing

Distressed tops are created using a variety of tools and techniques to replicate years of use and abuse. A custom-mixed stain enhances the distressed markings and give the tops an aged appearance.



Distressed, mixed-species (oak, walnut, wormy maple, ash) top with cast iron base

Multi-Species

We can combine several species of wood in a tabletop for a multidimensional look. Every top is unique, with hundreds of combinations available.



Custom walnut tables and stools



Oak wood tables



Distressed wood tables




Plank wood tables

Specialty Tables

Our gathering and specialty tables are great for a meeting room or large public space, providing a generous surface at which people can eat, work, or relax. We can create tables in any size, shape, or height to suit your space.



Ash gathering table



Distressed mixed-species table with Douglas fir base



Wormy maple top with modern-style wood base



White oak communal table with white oak legs and metal footrest



Coffee station with granite top, maple legs, and brushed aluminum leg ferrules



Walnut top with walnut base and black powder-coated leg ferrules



Distressed mixed-species round table with Douglas fir base



Distressed mixed-species table and benches with solid wood apron and legs



Distressed mixed-species gathering table with Douglas fir base



Birdseye maple top with maple apron and legs



Ash bar-height table with maple legs



Wormy maple top with solid wormy maple legs and stainless steel leg ferrules



Ash farmhouse-style table with decorative legs



Distressed oak top with metal edge and decorative rivets



Distressed oak top with metal edge and decorative rivets with custom metal bases



Maple top with back splash and custom powder-coated metal base



Bar-height community table with powder-coated metal legs



Wormy maple top with powder-coated custom metal legs



Walnut table and chair set



Gathering table in Douglas fir with metal trim



Round OSB top with metal trim and metal base



Live edge river table with black epoxy resin



River Table with white epoxy resin



Solid wood coffee table



Coffee Table with a laminate decorative top



Solid wood coffee table with decorative sides

Live-Edge Tables

A live-edge table's size and shape is determined by the tree from which it is made; each piece is unique because of natural edges and wood grain.

One way to make a live-edge table is to use a single wood slab without any joining. The width of the table, however, is limited to the size of the tree. When a wider table is needed, two pieces of wood from the same tree may be joined.

When joining pieces of wood or holding a crack together, a butterfly joint must be used. This can be made of the same species as the slab but is often made of a different species and used as an accent. Resin, either colored or clear, is used to fill deep cracks and knots. (Because of natural variation, certain joining techniques may not work for all slabs of wood.)



Elm live-edge table

Diagonal Joining

Two slices of the same tree are joined along a diagonal.



Curve Joining

Two slices of the same tree are joined along a natural curve.



Book Matching

Two slices of the same tree are joined in the center for a mirrored effect.



Butterfly Joints With and Without Resin Filling



Some of the Wood Species Available:

- | | | |
|----------------|--------------|--------------------|
| Ash | Butternut | Figured maple |
| Big-leaf maple | Cherry | Old-growth redwood |
| Black walnut | Claro walnut | Pine |
| Box elder | Elm | Sycamore |
| Bubinga | Maple | |



Stump lumber can be used for table bases, stools, or just about anything else.



Cherry live-edge top with custom metal base with copper vein powder coat finish



Elm live-edge top with custom metal base with black powder coat finish



Big-leaf maple live-edge top with custom metal base with black powder coat finish



Wormy maple live-edge top with clear-coated metal hairpin legs



Cherry live-edge top with solid cherry apron and legs



Ash and maple live-edge top with wood apron and legs stained black



Ash live-edge tables



Drop-Leaf Tables

These tables are available in solid wood, laminate, and padded versions. Slide-bar drop-leaf mechanisms are made from heavy-duty zinc-plated solid steel and allow for a completely sag-free extension of your table. Each mechanism consists of one slide-bar and two hinges per leaf, allowing for maximum support. Heavy-duty hardware locks the leaves in the closed position.

The hardware is unobtrusive, and the springless hinges allow for safe operation—no pinched fingers! A five-year warranty is included on the hardware.

Standard Sizes

30" square to 42" round 36" square to 51" round 42" square to 60" round



Technology

Furniture must integrate seamlessly into today's high-tech lifestyle. Whether you are looking for USB-C ports and electrical outlets, specialty lighting, or some other feature in your furniture, our expert designers can create exactly what you need.

We use electrical and data outlets (combination electrical/USB and USB/C units are the most popular) from a variety of companies, including Byrne and Mockett.



Cherry live-edge top and custom metal base with copper vein powder coat finish; combination electrical/USB outlets built into the top and wire chase groove on the underside of the top



Oak, ash, and wormy maple top with a distressed finish and a Douglas fir base; combination electrical/USB outlets with the cord running through the leg



Custom laminate inlay top with wood veneer base and combination electrical/USB outlets



Bar-height community table with quartz top and combination electrical/USB outlets



Bar-Height community table with combination electrical/USB outlets



Community table with combination electrical/USB outlets

Metal Fabrication and Powder Coating

We have a fully stocked metal shop that can custom-fabricate and powder coat almost anything.

Powder coating is different than conventional paint because it does not require a solvent to keep the binder/filler parts in suspension.

It is applied by an electrostatic process and then cured to create a stronger bond and more durable finish than paint.



Pressing



Sandblasting



Punching



Bending



Powder Coating



Welding

Laser Engraving

Give your tabletops a personalized touch with laser engraving.

Your logo, text, or image is etched into the surface of the wood, making a permanent, eye-catching feature.



Table Heights

The height of furniture can greatly affect the feel of your establishment. What atmosphere do you want? Are there any regulations that you need to be aware of? Are there any architectural features of your space that may help determine the size of your furniture (lower ceiling, etc.)? Once you answer those questions, choosing the size of your furniture should be easy.



Standard: 28"–30"

Counter: 34"–36"

Bar: 40"–42"

Standard Height. (28"–30" table height; 18"–19" seat height)
This is the most common table height in restaurants. Most people find this height very comfortable, and it is the only height that complies with ADA regulations.

Counter Height. (34"–36" table height; 26" seat height)
This height has a more casual feel and makes it easier for people who are sitting to talk with people who are standing. Counter-height tables work well in small areas because they give the illusion of taking up less space.

Bar Height. (40"–42" table height; 30" seat height)
This taller, thinner height is good for small spaces and bar areas. The difference between standing and sitting at this table height is minimal, creating a casual atmosphere that is conducive to socializing.

Seating Capacity

The architectural standard for dining suggests an allowance of 300 square inches per diner. However, different establishments have different needs. Some can get by with less space per diner, but others may require more table space for larger food items, special utensils, and condiments.



Rectangle

18" × 24" (2) 24" × 42" (4) 24" × 72" (6)
24" × 30" (2) 24" × 48" (4) 24" × 84" (6)
24" × 36" (2) 24" × 60" (4) 24" × 96" (8)



Rectangle

30" × 36" (2–4) 30" × 84" (6) 36" × 60" (6)
30" × 42" (4) 30" × 96" (8) 36" × 72" (6)
30" × 48" (4) 36" × 42" (4) 36" × 84" (6–8)
30" × 60" (4–6) 36" × 48" (6) 36" × 96" (8)
30" × 72" (6)



Rectangle

42" × 72" (6–8) 48" × 120" (10–12)
42" × 84" (6–8) 48" × 144" (12–14)
42" × 96" (8) 48" × 168" (14–16)
48" × 96" (8)



Rectangle

60" × 120" (12)
60" × 144" (14)
60" × 168" (16)



Round

18" (2) 42" (4)
24" (2) 48" (6)
30" (2–4) 54" (7)
36" (4) 60" (8)



Square

18" × 18" (2) 36" × 36" (4)
24" × 24" (2) 42" × 42" (4)
30" × 30" (2–4) 48" × 48" (6)



Drop Leaf

42" Round to 30" × 30" (2–4)
48" Round to 34" × 34" (4–6)
51" Round to 36" × 36" (4–6)
60" Round to 42" × 42" (4–8)



Racetrack

30" × 60" (6) 36" × 84" (6–8) 48" × 120" (10–12)
30" × 72" (6–8) 36" × 96" (8) 48" × 144" (12–14)
30" × 84" (6–8) 42" × 72" (6–8) 48" × 168" (14–18)
30" × 96" (8) 42" × 84" (6–8) 60" × 120" (12)
36" × 60" (6) 42" × 96" (8) 60" × 144" (14)
36" × 72" (6–8) 48" × 96" (8) 60" × 168" (16)



Half Circle

24" × 48" (2)
30" × 60" (2)
36" × 72" (2–4)



Arc Rectangle

30" × 60" (6) 36" × 84" (6–8) 48" × 120" (10–12) 24" × 36" (2) 24" × 96" (8) 30" × 96" (8)
30" × 72" (6–8) 36" × 96" (8) 48" × 144" (12–14) 24" × 36" (2) 30" × 36" (2–4) 36" × 72" (6–8)
30" × 84" (6–8) 42" × 72" (6–8) 48" × 168" (14–18) 24" × 42" (4) 30" × 42" (4) 42" × 54" (4–8)
30" × 96" (8) 42" × 84" (6–8) 60" × 120" (12) 24" × 48" (4) 30" × 48" (4) 42" × 78" (6–8)
36" × 60" (6) 42" × 96" (8) 60" × 144" (14) 24" × 60" (4) 30" × 60" (4–5) 42" × 84" (6–8)
36" × 72" (6–8) 48" × 96" (8) 60" × 168" (16) 24" × 72" (6) 30" × 72" (6) 48" × 78" (6–8)
24" × 84" (6) 30" × 84" (6) 48" × 96" (8)



Oval



Boat

36" × 72", 42" center (6–8)
36" × 84", 48" center (6–8)
36" × 96", 48" center (6–8)
36" × 120", 48" center (6–8)
36" × 144", 48" center (6–8)
36" × 168", 48" center (6–8)

For more of our work,
see our other catalogs.



Booths, Banquettes,
and Benches



Millwork



Interiors



Elite Chairs

SOFT TOUCH FURNITURE

When you call Soft Touch Furniture, you talk with real people who are focused on your needs. Whether you own one establishment or are the buyer for a large chain, you can expect nothing less than our full attention and our very best work. And we will do it all at a price you will love. Yes, you can have it all! High quality does not have to break the bank. Get in touch with us today and prepare to be pleasantly surprised.

Soft Touch Furniture

1560 South State Street
Girard, OH 44420 USA

softtouchfurniture.com

Phone: 877.747.7638 | 330.545.4204

Fax: 330.288.0083

Email: info@softtouchfurniture.com



For additional information please contact
us at 877.747.7638. We're glad to help!

Wood tabletops are subject to shrinkage, warping, and seasonal cracks due to the natural moisture within. These occurrences are nonstructural and will not affect the durability of the table; therefore, we do not warranty against natural cracking or gapping, as these are not defects in manufacturing or craftsmanship. Depending on time of year and where the table is shipping, we may advise delaying your shipment due to extreme temperature changes during transit.

We recommend using solid wood tabletops in cool room settings (68–72 degrees Fahrenheit) with a relative humidity between 40% and 45%. Proper air circulation in the room is necessary. Any sudden changes in temperature or humidity can affect the tabletop, so change your thermostat settings gradually as the seasons change. This also applies to the storage of wood tabletops. If you plan to store your wood tabletops for an extended period of time in a storage facility, make certain that you do so in a climate-controlled unit.

Excessive heat, cold, dryness, or humidity are often the culprits for any wood cracking or splitting. Carefully consider the placement of your tables. Avoid direct sunlight, heat sources, and bright lighting. Also, do not place tables within close proximity to radiators, heating vents, space heaters, ovens, or wood-burning stoves.

Everyday care of wood tabletops requires attention. Do not use vinyl table cloths and/or glass tops on your tables in order to prevent warping. Avoid placing extremely hot plates directly on the wood tabletops so as to avoid staining or cracking from these high temperatures. Wipe up any excessive water immediately. Never use polish or cleaners that contain alcohol, silicone, or ammonia. The lifetime of solid wood tables may be extended by sanding and restaining in the future if proper care is given to the tables. Please call us at 877.747.7638 with questions regarding this disclaimer for more details on caring for your solid wood tables.

Soft Touch Wood, INC DBA Soft Touch Furniture reserves the right to make changes without prior notice on all products shown. © Copyright Soft Touch Wood INC 2922-06